




Na Antresoli

foto: Migdal Studio

tweet

tweet

TWEET luminaires are characterised by simple cubist shapes and the minimum of visible elements. The family consists of double and single surface-mounted luminaires and recessed luminaires, in which case customers can choose between frameless models or those with a narrow frame covering the cut-out of the mounting hole. The body houses moving spotlights with QPAR16LED, mini.LED or GU10. An interesting luminaire for ceiling mounting in kitchens, corridors, dressing rooms or halls, it is also well-suited for offices and public spaces.



tweet 50.1trimless / 50.2 WP







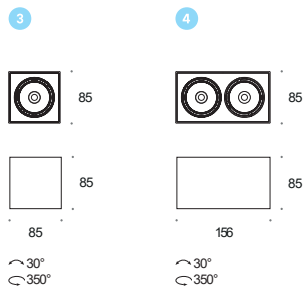
tweet 50.2 NT / 50.1NT



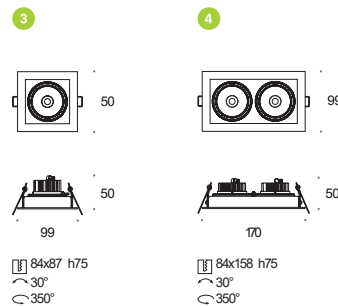
Model		On-Off	Switch DIM	DALI2	PhaseOut	Accessories	White + Black	Black	White	Mixed	CR60-2700K	CR60-3000K	CR60-4000K
Tweet NT	⊕						.33	.02	.03	.99	.927	.930	.940
1 50.1	1x7WGU10 QPAR16LED	3.2127					•	•	•	•			
2 50.2	2x 7WGU10 QPAR16LED	3.2128					•	•	•	•			
3 50.1miniLED AC230	1x6W550lm, 47°	3.2129					•	•	•	•	•	•	•
4 50.2miniLED AC230	2x 6W550lm, 47°	3.2130					•	•	•	•	•	•	•
Tweet	⊕												
1 50.1	1x7WGU10 QPAR16LED	4.1140					•	•	•	•			
2 50.2	2x 7WGU10 QPAR16LED	4.1141					•	•	•	•			
3 50.1miniLED	1x 11W850lm, 47°	4.1160	4.1335	4.1408	4.1407		•	•	•	•	•	•	•
4 50.2miniLED	2x 11W850lm, 47°	4.1161	4.1336	4.1410	4.1409		•	•	•	•	•	•	•
Tweet Trimless	⊕												
1 50.1	1x7WGU10 QPAR16LED	4.1142				1	•	•	•	•			
2 50.2	2x 7WGU10 QPAR16LED	4.1143				1	•	•	•	•			
3 50.1miniLED	1x 11W850lm, 47°	4.1162	4.1337	4.1414	4.1413	1	•	•	•	•	•	•	•
4 50.2miniLED	2x 11W850lm, 47°	4.1163	4.1338	4.1416	4.1415	1	•	•	•	•	•	•	•
5 50.1 Mounting Frame	[required]										4.1756		
6 50.2 Mounting Frame	[required]										4.1757		



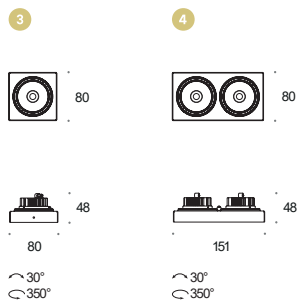
Tweet NT



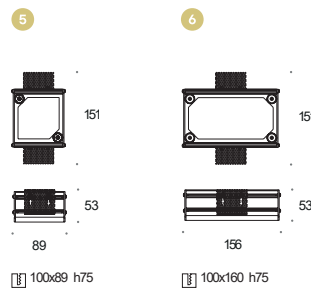
Tweet WP



Tweet WP Trimless



Tweet WP Trimless—mounting frames



details subject to change.